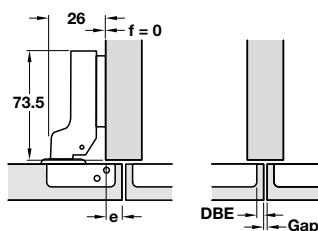


Half overlay mounting



Overlay - coverage of the side end by door e mm

1	2	3	4	5	6	7	8	9	
				3	4	5	6	7	0
		3	4	5	6	7			2
3	4	5	6	7					4
DBE distance to cup bore edge mm						Mounting plate height f mm			



smuso



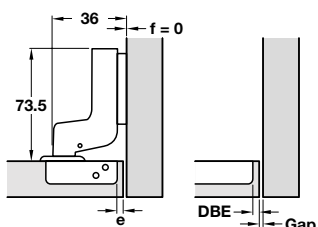
Drilling pattern

45/9.5

Screw fixing

311.04.001

Inset mounting



Overlay - coverage of the side end by door e mm

-8	-7	-6	-5	-4	-3	-2	-1	0	
				3	4	5	6	7	0
		3	4	5	6	7			2
3	4	5	6	7					4
DBE distance to cup bore edge mm						Mounting plate height f mm			



smuso



Drilling pattern

45/9.5

Screw fixing

311.04.002


YOU ALSO NEED:


MOUNTING PLATES
Page 108A

FIXING SCREWS
Section 13 page 88

OPTIONAL ACCESSORIES
Pages 108A-121

Super compact cruciform mounting plate



- > For Smuso quick fixing systems
- > Hospa screw fixing
- > One part plate with ± 2 mm height adjustment
- > Nickel-plated steel
- > Order fixing screws separately
- > Order qty: 1 pc



Height	Hospa screw
0 mm	311.71.500
2 mm	311.71.502
4 mm	311.71.504


A wider range of mounting plates
are shown on page **108A**

PAGE AMENDED
27.05.21/3