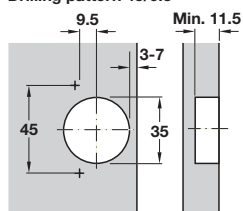


HÄFELE 110° SMUSO QUICK FIXING SOFT CLOSE HINGES

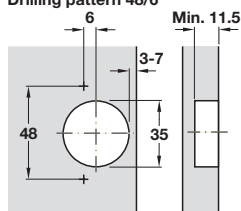


- > Opening angle 110°
- > Full overlay, half overlay/twin or inset mounting
- > Automatic closing
- > Ø 35 mm cup
- > For door thickness 14-22 mm see table below
- > Screw fixing or dowel fixing cup
- > Smuso quick fixing arms
- > Choice of drilling patterns 45/9.5 or 48/6
- > Integrated soft close
- > Nickel-plated pressed steel cup and arm
- > Order fixing screws separately for screw fixing versions
- > Order qty: Multiples of 50 pcs

Drilling dimensions for cup fixing
Drilling pattern 45/9.5

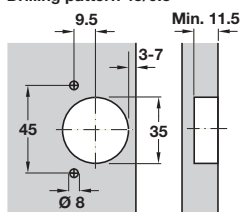


Drilling dimensions for cup fixing
Drilling pattern 48/6

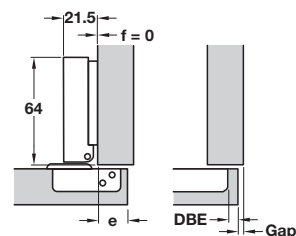


Smuso - with integrated soft closing mechanism

Drilling dimensions for dowel fixing
Drilling pattern 45/9.5



Full overlay mounting



Overlay - coverage of the side end by door e mm

12	13	14	15	16	17	18	19	
				3	4	5	6	0
		3	4	5	6			2
3	4	5	6					4

DBE distance to cup bore edge mm

Mounting plate height f mm

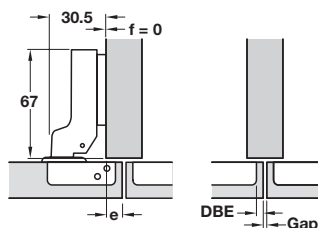


smuso



Drilling pattern	45/9.5	48/6
Screw fixing	311.60.505	311.60.525
Dowel	311.60.565	-

Half overlay/twin mounting



Overlay - coverage of the side end by door e mm								
5	6	7	8	9	10	11	12	
				3	4	5	6	0
		3	4	5	6			2
3	4	5	6					4

DBE distance to cup bore edge mm Mounting plate height f mm

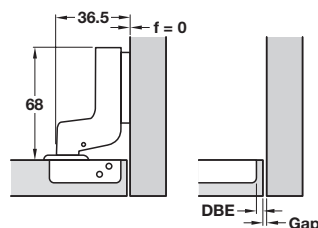


smuso



Drilling pattern	45/9.5	48/6
Screw fixing	311.60.506	311.60.526

Inset mounting



Overlay - coverage of the side end by door e mm				
	-3	-3	-1	0
	6	5	4	3
			5	6
				2

DBE distance to cup bore edge mm Mounting plate height f mm



smuso



Drilling pattern	45/9.5	48/6
Screw fixing	311.60.507	311.60.527


YOU ALSO NEED:

MOUNTING PLATES
Page 402

FIXING SCREWS
Page 468

OPTIONAL ACCESSORIES
Pages 403-417

Super compact cruciform mounting plate



- > For Smuso quick fixing systems
- > Hospa screw fixing
- > Two part plate with ± 2 mm height adjustment
- > Nickel-plated steel
- > Order fixing screws separately
- > Order qty: Multiples of 10 pcs

**BEST
SELLER**



Height	Hospa screw
0 mm	311.71.570



A wider range of mounting plates are shown on page 402

Approved by Product Info. Dept.

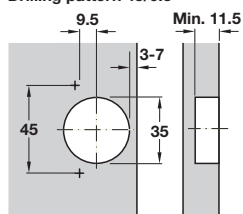
PAGE AMENDED
17.05.16/1

HÄFELE 110° SMUSO QUICK FIXING SOFT CLOSE HINGES

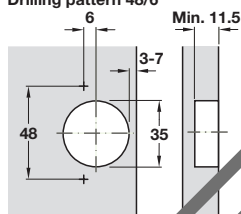


- > Opening angle 110°
- > Full overlay, half overlay/twin or inset mounting
- > Automatic closing
- > Ø 35 mm cup
- > For door thickness 14-22 mm see table below
- > Screw fixing or dowel fixing cup
- > Smuso quick fixing arms
- > Choice of drilling patterns 45/9.5 or 48/6
- > Integrated soft close
- > Nickel-plated pressed steel cup and arm
- > Order fixing screws separately for screw fixing versions
- > Order qty: Multiples of 5 pieces

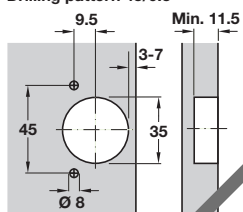
Drilling dimensions for cup fixing
Drilling pattern 45/9.5



Drilling dimensions for cup fixing
Drilling pattern 48/6

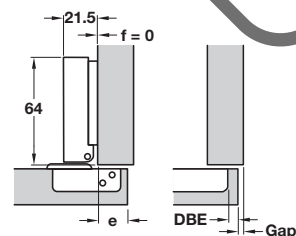


Drilling dimensions for dowel fixing
Drilling pattern 45/9.5



Smuso with integrated soft
closing mechanism

Full overlay mounting



Overlay - coverage of the side end by door e mm

12	13	14	15	16	17	18	19	
				3	4	5	6	0
		3	4	5	6			2
3	4	5	6					4

DBE distance to cup bore edge mm Mounting plate height f mm

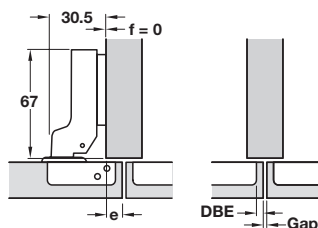


smuso



Drilling pattern	45/9.5	48/6
Screw fixing	311.60.505	311.60.525
Dowel	311.60.565	-

Half overlay/twin mounting



Overlay - coverage of the side end by door e mm

5	6	7	8	9	10	11	12	
				3	4	5	6	0
		3	4	5	6			2
3	4	5	6					4

DBE distance to cup bore edge mm Mounting plate height f mm



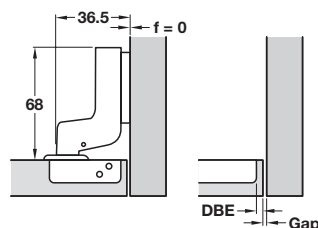
smuso



Drilling pattern 45/9.5 48/6

Screw fixing 311.60.507 311.60.526

Inset mounting



Overlay - coverage of the side end by door e mm

-3	-3	-1	0	
		5	4	3
			5	6
				2

DBE distance to cup bore edge mm Mounting plate height f mm



smuso



Drilling pattern 45/9.5 48/6


Screw fixing 311.60.507 311.60.527

YOU ALSO NEED: MOUNTING PLATES Page 402

FIXING SCREWS Page 468

OPTIONAL ACCESSORIES Pages 403-417

Super compact cruciform mounting plate



- > For Smuso quick fixing systems
- > Hospa screw fixing
- > Two part plate with ± 2 mm height adjustment
- > Nickel-plated steel
- > Order fixing screws separately
- > Order qty: Multiples of 10 pcs

BEST SELLER



Height 0 mm Hospa screw 311.71.600



A wider range of mounting plates are shown on page 402